



TAKE A DIFFERENT ROAD

LANCER



## A DIAMOND CHOICE

Commuters' comfort zone, weekend workhorse, off-duty playmate – the average family car must fulfil so many criteria that it could become just that – very average: average looks, average performance, average price. It takes clever cars, from a clever manufacturer, to rise above the norm; to reach the level of excellence you deserve at a price to suit your budget. In fact, it takes cars worthy of the acclaimed three diamonds logo. Enter the Mitsubishi Lancer saloon and estate: they may not be the most obvious marque on your list, but clearly they're a valuable find.





## HIGH-PERFORMANCE PEDIGREE

The Mitsubishi Lancer's superior strength, reliability and durability have brought renown in the rally world for over thirty years. A winner from the very year of its launch, throughout eight generations and numerous evolutions, the Lancer has made its mark, culminating in a legendary partnership with Tommi Makkinen which gave rise to an historic four consecutive World Rally

Championship crowns – a feat unlikely to ever be challenged, let alone equalled. To this day the Mitsubishi Lancer Evolution continues to dominate the WRC Group N (production car) class, just as its road-going cousins dominate the dreams of performance enthusiasts everywhere.

Of course, you may not really care who wins these or any other races; but you

benefit all the same, for many of the lessons learned in the ultra-harsh conditions of top-class competitive rallying are reflected in future road-going models. And, although your own Lancer will look rather more sleek, svelte and sophisticated than Tommi's little runabout ever did, underneath all the paint and panels there lies a kindred soul.



## A SALOON CAR NAMED DESIRE

If handsome looks are high priority the Lancer saloon has the solution in spades: a sleek, sporty nose with its distinctive headlamp 'eyes' curves into a low roof line and modern, graphic rear end. But its raison d'être is to munch miles, and this it does superbly. For the chassis is essentially the same as that of the Lancer Evolution so it's firm enough to support an independent multilink suspension system which has been honed in the heat of competition. Here it's set for comfort, of course, but if you've the desire, just like every other car which bears the Lancer name, this saloon boasts serious high-performance potential.





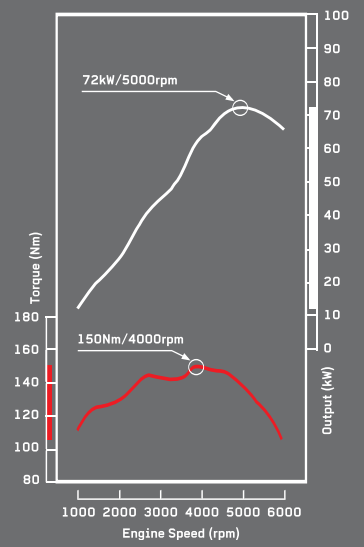


## HEART OF THE MATTER

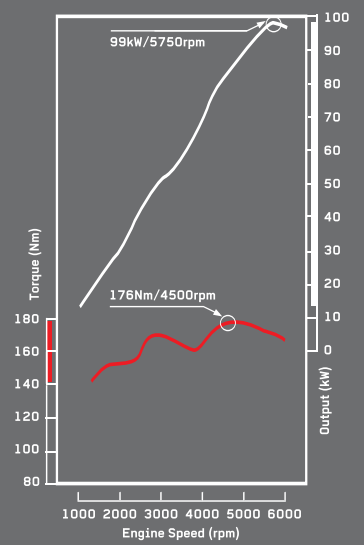
Chassis, suspension, steering, drivetrain, all are vital to motoring performance, but the very heart of a good car is a good engine, and never are the benefits of Mitsubishi's engineering heritage more apparent than in the Lancer. Equippe and Elegance models are driven by a lightweight, 1.6 litre, 96 bhp powerplant which delivers

excellent torque for a satisfying drive. But, thanks to electronically controlled fuel injection which makes every drop count, it does so without sacrificing the fine fuel economy demanded for everyday motoring. Of course, if outright performance is your top priority the Sport is your obvious choice - its 2.0 litre, 16-valve, DOHC

engine returning an impressive 133 bhp whilst bigger wheels, lowered suspension and a front strut brace ensure suitably enhanced handling for a top speed well in excess of 120 mph (where legally permitted, of course) and capable of sprinting 0-62 mph in just 9.6 seconds.



1.6 litre



2.0 litre





### **JUST CRUISIN'**

Smooth, light controls, accurate and responsive power assisted steering, and a particularly sweet, precise, five-speed manual transmission make nipping along a twisty road in the Lancer a real pleasure, but if most of your driving is of the cruising kind, around town or on the open highway, Mitsubishi's highly intelligent automatic transmission offers the best of all possible worlds. This advanced, four-speed system subtly adapts to suit your driving style, changing gear when you want, not when it thinks that you should, yet still allows you the option to slip into Sports Mode for an ultra-fast, clutchless manual change when you want total mastery of your machine.



## SPACE HERO

One of the Lancer's most endearing attributes is that of space. A long wheelbase means that everyone, front or rear, has plenty of room to stretch out and, despite its low-slung appearance, it enjoys generous headroom, too. The seats are comfortable yet supportive, there's a full complement of cup-holders and ingenious storage compartments and it's positively packed with equipment – every model coming with air conditioning and a radio/CD/MP3 player, electric windows front and rear, electrically operated, heated door mirrors and remote central locking.





## A DASHING COMPANION

Slip behind the wheel of a Lancer and you'll think that it was made-to-measure. A height-adjustable seat and tilt-adjustable steering column make finding the perfect position a breeze, whilst the distinctive dash and trim please the eye. Look more closely, though, and you'll appreciate the detail: remote fuel lid opening, key-in and lights-on reminders, a delay function to the room lamps, even variable timing on the windshield wipers. What more could you ask for; what more could you need?

Please note: the in-car entertainment system differs from that shown.







## SAFE CHOICE, SOUND INVESTMENT

Looks, performance, equipment, value – whatever your own priorities when it comes to choosing a car, at Mitsubishi your safety is top of the list. In the Lancer side impact bars and front and rear crumple zones help to maintain the integrity of the cabin, whilst four SRS airbags provide extra protection for those in the front. All five seats benefit from three-point ELR seatbelts, easily convertible to ALR in the rear to ensure firmly fixed child-seats. ISOFIX anchors are also provided and the rear door locks are child-proof too, although all locks feature an automatic unlock function to let you out fast in an emergency. Of course, the optimum braking provided by ABS with EBD (Electronic Brake-force Distribution) means that hopefully the need will never arise.





## EXPANDED DIMENSIONS

If you demand the ride of a saloon with the flexibility of an estate there's a stunning Lancer to suit your needs too. Housed in one of the most stylish bodies around it shares the same chassis, suspension and smooth, responsive power steering with its four-door sibling, together with ventilated discs on the front wheels and solid discs at the rear for superior stopping power and particularly large window areas, slim pillars and heated door mirrors for excellent all-round vision. Truly the Lancer estate is as impressive to drive as it is to look at.









LANCER

LANCER



## ESTATE INTERIOR

Comfortable and spacious, with even more headroom than in the saloon, the Lancer estate is both good-looking and highly practical. The rear seats recline, split and fold flat to give 1079 litres of load space, in addition to the hidden storage provided by under-floor compartments in the cargo area. You'll enjoy the touch of leather on steering wheel, shift knob and handbrake lever as well as the subtle gleam of the trim – silver mesh print in the Sport or titanium effect in the Equippe and Elegance. Indeed, both the saloon and estate are particularly spacious, reliable, dependable and safe; well-designed and well-equipped with an exceptional pedigree and at an exceptional price. So, whichever one you opt for, it could be your wisest decision of the year.







**STYLE IT YOUR WAY**

Sleek styling and a genuinely superior specification make the Lancer a complete solution in itself. But such is its value that you may wish to consider some additional treats, all of which carry Mitsubishi's full three-year warranty if fitted when new. Go on – spoil yourself!





1. Estate and Saloon shown with chromed door handles and chromed rear door garnish. Saloon shown with stainless steel exhaust finisher.
2. Boot tray
3. Cruise control
4. Textile mat set
5. Stainless steel door entry guards
6. Separation rack
7. Rear parking assistance
8. Sports pedals



## EXTERIOR AND INTERIOR



### SALOON EQUIPPE/ELEGANCE

Both Equippe and Elegance saloon models enjoy 15" alloy wheels, metallic or pearlescent paint, front fog lamps and a rear spoiler. Bumpers, side protector mouldings, door mirrors (electrically adjustable and heated) and door handles are all colour-keyed. Front windscreen wipers feature a variable intermittent function and there are both front and rear towing hooks. Their specification also includes remote central door locking, air conditioning, stereo radio/CD with MP3 capability, leather wrapped steering wheel, shift knob and handbrake lever; Elegance models boast black leather seats with matching door trim.



### SALOON SPORT

In addition to the specifications detailed above the Lancer Sport features 16" alloy wheels, front and rear airdam extensions, a sporty front grille and lowered suspension. Inside, the air conditioning is climate control and the leather-wrapped steering wheel, courtesy of Momo, is complemented by sports front seats.



Please note: for all models, the in-car entertainment system differs from that shown.



### ESTATE EQUIPPE/ELEGANCE

Both Equippe and Elegance estate models enjoy 15" alloy wheels, metallic or pearlescent paint, front fog lamps and a rear spoiler. Bumpers, side protector mouldings, door mirrors (electrically adjustable and heated) and door handles are all colour-keyed. Front windscreen wipers feature a variable intermittent function and there are both front and rear towing hooks and a rear wash/wipe. The specification also includes remote central door locking, air conditioning, stereo radio/CD with MP3 capability, leather wrapped steering wheel, shift knob and handbrake lever; Elegance models boast black leather seats with matching door trim.




### ESTATE SPORT

In addition to the specifications detailed above the Lancer Sport features 16" alloy wheels, front and rear airdam extensions, a sporty front grille and lowered suspension. Inside, the air conditioning is climate control and the leather-wrapped steering wheel and courtesy of Momo, is complemented by sports front seats.



## COLOUR OPTIONS



Model	Lancer Equippe	Lancer Elegance	Lancer Sport
<b>Interior Trim</b>	Black	Black	Black
<b>Exterior colour</b>			
1 Cool Silver (M) A31	■	■	■
2 Gunmetal Grey (P) A39	■	■	■
3 Deep Blue (P) T54	■	■	■
4 Amethyst Black (P) X42	■	■	■
<b>Seats</b>	Fabric (Black)	Leather (Black)	Sports Fabric (Black/Red)
<b>Door Trim</b>	Formed-type with Fabric Insert (Black)	Formed-type with Leather Insert (Black)	Formed-type with Fabric Insert (Black/Red)
<b>Headlining</b>	Non-woven Fabric (Light Grey)		
<b>Floor Carpet</b>	Needle Punch (Black)		

■ : Available M: Metallic\* P: Pearlescent\*

Colours and trims reproduced on these pages may vary from the actual colours due to the limitations of the printing process used.

## OUTSTANDING AFTER SALES FOR CAREFREE MOTORING

More than 2500 Mitsubishi Motors Authorised Service Points in Europe are committed to helping you wherever you are.

### PROFESSIONAL SERVICING

Even new cars require regular maintenance and servicing. Not just to guarantee your mobility, but also for the safety of you and your passengers. Trained professionals using specialist diagnostic equipment and genuine parts at your Mitsubishi Authorised Service Point are ready to oblige.

You'll be advised about the cost beforehand, so there will be no unpleasant surprises when you return to pick up your vehicle.

### MITSUBISHI MOTORS GENUINE PARTS

Even the smallest technical faults can lead to accidents. Therefore, all Mitsubishi Motors Genuine Parts have been developed and tested to stringent quality standards. We recommend using Mitsubishi Motors Genuine Parts in order to maintain the safety and integrity of your vehicle and that of your passengers. Mitsubishi Motors Genuine Parts are available at all Mitsubishi Authorised Service Points.

### COMPREHENSIVE WARRANTY

All new Mitsubishi Lancer vehicles come with a comprehensive 3-year unlimited mileage warranty as standard. The anti-corrosion perforation warranty covers rusting through for the first 6 years. The reliability statistics for Mitsubishi vehicles are impressive, but in the unlikely event that you do need help, we offer MAP.

### MAP - FREE BREAKDOWN ASSISTANCE



Throughout the warranty period your vehicle is covered by Mitsubishi Assistance Package (MAP) roadside assistance. This cover extends to more than 30 countries throughout Europe so your mobility is guaranteed. Should you ever need assistance in the event of breakdown, accident, theft or vandalism

– wherever you are, 24 hours a day, 7 days a week – just call the number on your card. If the problem cannot be fixed on the spot, your car will be taken to the nearest Mitsubishi Authorised Service Point and you'll be offered services such as a hotel, continuation of journey or a replacement car. And if you continue to have your vehicle serviced at a Mitsubishi Authorised Service Point after the warranty period, your mobility will be guaranteed for an additional year or up to the next service (whichever comes first), for a nominal fee. This applies to vehicles up to 10 years old.

## MAJOR SPECIFICATIONS

Model		Lancer 4 Door Saloon 1.6 Equippe/Elegance Manual/Automatic	Lancer 4 Door Saloon 2.0 Sport Manual	Lancer 5 Door Estate 1.6 Equippe/Elegance Manual/Automatic	Lancer 5 Door Estate 2.0 Sport Manual
<b>Engine</b>					
Engine type		1.6-litre 4-cylinder 16-valve SOHC	2.0-litre 4-cylinder 16-valve DOHC	1.6-litre 4-cylinder 16-valve SOHC	2.0-litre 4-cylinder 16-valve DOHC
Fuel system		Electronically controlled multi-point fuel injection (ECI-MULTI)		Electronically controlled multi-point fuel injection (ECI-MULTI)	
Displacement	cc	1584	1997	1584	1997
Bore/stroke	mm	76.0 x 87.3	85.9 x 88.0	76.0 x 87.3	85.9 x 88.0
Compression ratio		10.0	10.0	10.0	10.0
Max. output	kw (bhp) at rpm	72 (96)/5000	99 (133)/5750	72 (96)/5000	99 (133)/5750
Max. torque	Nm (lb.ft) at rpm	150 (111)/4000	176 (130)/4500	150 (111)/4000	176 (130)/4500
<b>Performance/Fuel Consumption/Emissions</b>					
Maximum speed	mph (kph)	114 (183) [110 (176)]	127 (204)	113 (181) [109 (175)]	124 (199)
Acceleration 0-62 mph	secs	11.8 [13.6]	9.6	12.6 [15.1]	10.0
Fuel type		Unleaded	Unleaded	Unleaded	Unleaded
Fuel consumption	Urban	9.0 (31.4) [10.6 (26.6)]	11.7 (24.1)	8.9 (31.7) [10.7 (26.4)]	11.8 (23.9)
lts/100km (mpg)	Extra urban	5.6 (50.4) [6.6 (42.8)]	6.5 (43.5)	5.8 (48.7) [6.8 (41.5)]	6.9 (40.9)
	Combined	6.8 (41.5) [8.0 (35.3)]	8.4 (33.6)	7.0 (40.4) [8.2 (34.4)]	8.7 (32.5)
CO <sub>2</sub> emissions	g/km	163 [191]	199	166 [195]	207
<b>Suspension and Steering</b>					
Front axle		MacPherson strut, coil springs with stabiliser bar	MacPherson strut, coil springs with strut brace and stabiliser bar	MacPherson strut, coil springs with stabiliser bar	MacPherson strut, coil springs with strut brace and stabiliser bar
Rear axle		Multi-link with stabiliser bar	Multi-link with stabiliser bar	Multi-link with stabiliser bar	Multi-link with stabiliser bar
Brakes		Anti-lock Braking System with Electronic Brakeforce Distribution (ABS with EBD)		Anti-lock Braking System with Electronic Brakeforce Distribution (ABS with EBD)	
	Front	8.7" ventilated disc brakes		8.7" ventilated disc brakes	
	Rear	8.9" solid disc brakes		8.9" solid disc brakes	
Steering		Rack & Pinion, power assisted		Rack & Pinion, power assisted	
Min. turning circle	m (ft)	10.0 (32.8)	10.4 (34.1)	10.0 (32.8)	10.4 (34.1)
Tyres		195/60R15 88H	195/50R16 84V	195/60R15 88H	195/50R16 84V
Wheels		15" x 6.0JJ alloy	16" x 6.0JJ alloy	15" x 6.0JJ alloy	16" x 6.0JJ alloy
<b>Driveline/Transmission</b>					
Type		Front transverse engine/Front wheel drive		Front transverse engine/Front wheel drive	
Clutch	Manual	Hydraulic	Hydraulic	Hydraulic	Hydraulic
	Automatic	Torque convertor	-	Torque convertor	-
Transmission	Manual	5 speed	5 speed	5 speed	5 speed
	Automatic	4-speed INVECS-II with Sports Mode	-	4-speed INVECS-II with Sports Mode	-
Gear ratios	1st	3.583 [2.842]	3.583	3.583 [2.842]	3.583
	2nd	1.947 [1.529]	1.947	1.947 [1.529]	1.947
	3rd	1.343 [1.000]	1.379	1.343 [1.000]	1.379
	4th	0.976 [0.712]	1.030	0.976 [0.712]	1.030
	5th	0.804 [-]	0.820	0.804 [-]	0.820
	Reverse	3.416 [2.480]	3.363	3.416 [2.480]	3.363
Final gear ratio		4.052 [4.406]	4.058	4.052 [4.406]	4.058
<b>Dimensions</b>					
Exterior l x w x h	mm	4535 x 1715 x 1445	4535 x 1715 x 1415	4540 x 1715 x 1480	4540 x 1715 x 1450
Ground clearance (unladen)	mm	165	135	165	135
Track Front	mm	1470	1470	1470	1470
	Rear	mm	1470	1470	1470
Wheelbase	mm	2600	2600	2600	2600
<b>Weights/Volumes</b>					
Seating capacity		5	5	5	5
Cargo capacity min.	lts VDA (cu.ft.)	430 (15.2)	430 (15.2)	344 (12.1)	344 (12.1)
	max.	-	-	1079 (38.0)	1079 (38.0)
Fuel tank capacity	lts (imp.galls)	50 (11)	50 (11)	50 (11)	50 (11)
Gross vehicle weight	kg (lbs)	1770 (3903)	1770 (3903)	1800 (3969)	1800 (3969)
Kerb weight	kg (lbs)	1205 (2657) [1225 (2701)]	1275 (2811)	1270 (2800) [1290 (2844)]	1335 (2943)
Towing capacity, braked	kg (lbs)	1200 (2646) [1000 (2205)]	1200 (2646)	1200 (2646) [1000 (2205)]	1200 (2646)
Trailer nose weight	kg (lbs)	60 (132) [50 (110)]	60 (132)	60 (132) [50 (110)]	60 (132)
Roof loading capacity	kg (lbs)	60 (132) [60 (132)]	60 (132)	50 (110) [50 (110)]	50 (110)
<b>Servicing/Insurance/Warranty</b>					
Service intervals		Every 9,000 miles or 12 months, whichever occurs first			
Insurance group		9A	12A	9A	12A
Warranty		3 years unlimited mileage warranty, 6 years anti-corrosion perforation warranty, 3 years pan-European roadside, home and accident assistance			

[ ] Figures apply to automatic transmission.

# STANDARD AND OPTIONAL EQUIPMENT

Model	4 Door Saloon Equippe/Elegance		4 Door Saloon Sport	5 Door Estate Equippe/Elegance		5 Door Estate Sport
	Manual	Automatic	Manual	Manual	Automatic	Manual
<b>Security and Safety Features</b>						
<b>Security</b>						
Immobiliser, engine	■	■	■	■	■	■
Locking wheel nuts	■	■	■	■	■	■
Luggage cover	-	-	-	■	■	■
Rear floor hidden compartments	-	-	-	■	■	■
<b>Safety</b>						
ABS with EBD	■	■	■	■	■	■
Airbag SRS, driver's and front passenger's	■	■	■	■	■	■
Airbag SRS, front seat sides x 2	■	■	■	■	■	■
Child proof rear door locks	■	■	■	■	■	■
Disc brakes, ventilated front, solid rear	■	■	■	■	■	■
Door mirrors, electrically adjustable and heated	■	■	■	■	■	■
Emergency door unlock system	■	■	■	■	■	■
Fog lamp with auto-off function, rear	■	■	■	■	■	■
Head restraints, height adjustable x 5	■	■	■	■	■	■
High-mount stop lamp, rear	■	■	■	■	■	■
ISO-Fix child seat mountings x 2	■	■	■	■	■	■
Seatbelts, 3-point ELR x 2 with force limiters and pretensioners, front	■	■	■	■	■	■
Seatbelts, 3-point ELR/ALR x 3, rear	■	■	■	■	■	■
Side impact door bars	■	■	■	■	■	■
Tether anchors x 3	■	■	■	■	■	■
<b>Exterior Features</b>						
<b>Styling</b>						
15" alloy wheels, six-spoke	■	■	-	■	■	-
16" alloy wheels, split five-spoke	-	-	■	-	-	■
Airdams, colour-keyed, front and rear	■	■	■	-	-	■
Airdams, colour-keyed, side	■	■	■	■	■	■
Bumpers, colour-keyed, front and rear	■	■	■	■	■	■
Door mirrors, colour-keyed	■	■	■	■	■	■
Door handles, colour-keyed	■	■	■	■	■	■
Front grille, black with colour-keyed surround	■	■	-	■	■	-
Front grille, sports mesh type with colour-keyed surround	-	-	■	-	-	■
Headlamps, halogen with chrome bezels	■	■	-	■	■	-
Headlamps, halogen with black bezels	-	-	■	-	-	■
Metallic or pearlescent paint finish	■	■	■	■	■	■
Rear lamps with chrome bezels	-	-	■	-	-	-
Rear spoiler, wing type with high-mount stop lamp	■	■	■	-	-	-
Rear spoiler, lip type with high-mount stop lamp	-	-	-	■	■	■
Side protector mouldings, colour-keyed	■	■	■	■	■	■
<b>Functional</b>						
Central door locking, remote	■	■	■	■	■	■
Door mirrors, electrically adjustable and heated	■	■	■	■	■	■
Fog lamps, projector type, front	■	■	■	■	■	■
Parking distance sensors	DFO	DFO	DFO	DFO	DFO	DFO
Spare wheel, full size, steel	■	■	■	■	■	■
Towing hooks, front and rear	■	■	■	■	■	■
Wipers, variable intermittent with washer, front	■	■	■	■	■	■
Wiper, intermittent with washer, rear	-	-	-	■	■	■
Window demister with timer, rear	■	■	■	■	■	■
<b>Interior Features</b>						
<b>Audio</b>						
Aerial, flexible mast type, rear roof	■	■	■	■	■	■
Stereo radio/CD with MP3 compatibility and 4 speakers	■	■	■	■	■	■
<b>Styling</b>						
Dashboard trim and centre panel, silver mesh print	-	-	■	-	-	■
Dashboard trim and centre panel, titanium effect	■	■	-	■	■	-
Floor console and window switch panels, titanium effect	■	■	■	■	■	■
Gearshift boot ring, silver	-	-	■	-	-	■
Gearshift knob, leather-wrapped	■	■	■	■	■	■
Handbrake lever, leather wrapped	■	■	■	■	■	■
Instrument meters, white	■	■	■	■	■	■
Seat trim and door trim inserts, black fabric	■	-	-	■	-	-
Seat trim and door trim inserts, black leather	-	■	-	-	■	-
Seat trim and door trim inserts, black/red fabric	-	-	■	-	-	■
Steering wheel, 4-spoke, leather-wrapped	■	■	-	■	■	-
Steering wheel, 3-spoke Momo, leather-wrapped	-	-	■	-	-	■
<b>Convenience</b>						
Centre armrest with cup holders, rear	-	-	-	■	■	■
Coat hanger	■	■	■	■	■	■
Cruise control	DFO	DFO	DFO	DFO	DFO	DFO
Cup holders, front	■	■	■	■	■	■
Door pockets, front	■	■	■	■	■	■
Floor console box with front armrest	■	■	■	■	■	■
Footrest, driver's	■	■	■	■	■	■

■ : Standard    - : Not available    DFO : Dealer Fit Option at additional cost

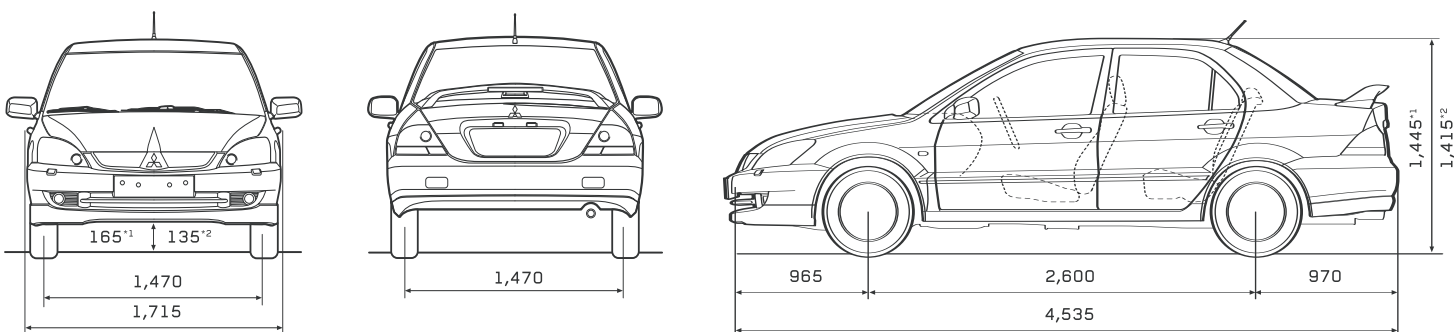
# STANDARD AND OPTIONAL EQUIPMENT

Model	4 Door Saloon Equippe/Elegance		4 Door Saloon Sport	5 Door Estate Equippe/Elegance		5 Door Estate Sport
	Manual	Automatic	Manual	Manual	Automatic	Manual
<b>Interior Features continued</b>						
<b>Convenience</b>						
Front seat backrest pockets	■	■	■	■	■	■
Glove box	■	■	■	■	■	■
Instrument panel light dimmer	■	■	■	■	■	■
Key-in-ignition reminder	■	■	■	■	■	■
Lights-on warning buzzer	■	■	■	■	■	■
Luggage area under-floor compartments	-	-	-	■	■	■
Pollen filter, charcoal type	■	■	■	■	■	■
Retractable assist grips x 3	■	■	■	■	■	■
Sunvisors with vanity mirrors, driver's and passenger's	■	■	■	■	■	■
<b>Functional</b>						
Air conditioning, manual	■	■	-	■	■	-
Air conditioning, climate control	-	-	■	-	-	■
Digital quartz clock	■	■	■	■	■	■
Door mirrors, electrically adjustable and heated	■	■	■	■	■	■
Electric windows, anti-trapping, front and rear	■	■	■	■	■	■
Electric windows, driver's one-touch open/close	■	■	■	■	■	■
Fuel lid opener, remote	■	■	■	■	■	■
Headlamp levelling device	■	■	■	■	■	■
Odometer/trip meter with digital display	■	■	■	■	■	■
Remote boot-lid opener	■	■	■	-	-	-
Steering wheel, tilt adjustable	■	■	■	■	■	■
Tachometer	■	■	■	■	■	■
<b>Lighting</b>						
Interior lamp with time delay function	■	■	■	■	■	■
Luggage/cargo area lamp	■	■	■	■	■	■
Map reading lamps with integrated room lamp, front	■	■	■	■	■	■
<b>Seats</b>						
Driver's seat height adjustment	■	■	■	■	■	■
Front seats, adjustable slide and recline	■	■	■	■	■	■
Front seats, sports type	-	-	■	-	-	■
Head restraints, height adjustable x 2, front	■	■	■	■	■	■
Head restraints, height adjustable x 3, rear	■	■	■	■	■	■
Rear seats, reclining adjustment	-	-	-	■	■	■
Rear seats, 60/40 split-folding backrests	■	■	■	■	■	■
Seatbelts, height adjustable anchors, front	■	■	■	■	■	■
Seatbelts, 3-point ELR x 2 with force limiters and pretensioners, front	■	■	■	■	■	■
Seatbelts, 3-point ELR/ALR x 3, rear	■	■	■	■	■	■

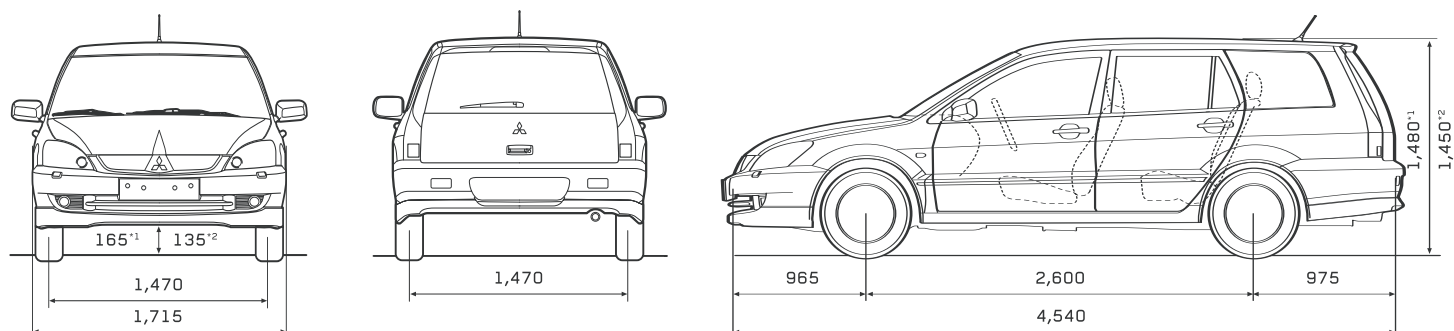
■ : Standard - : Not available DFO : Dealer Fit Option at additional cost

## DIMENSIONAL VIEWS

### 4 DOOR SALOON



### 5 DOOR ESTATE



\*1: Equippe/Elegance \*2: Sport

All measurements in millimetres.

## MITSUBISHI MOTORS RECYCLING

We all have a duty to protect the environment. After a long working life we will take back any Mitsubishi Motors vehicle originally sold by The Colt Car Company Ltd. and recycle it in an environmentally friendly manner in accordance with the EU Directive on End-of-Life Vehicles and any applicable national statutory provisions.

All Mitsubishi Motors vehicles sold by The Colt Car Company Ltd. on or after 1st July 2002 will be taken back free of charge from the last owner, at one of the designated take-back points, provided the vehicle contains all major components and is free of waste. From 1st January 2007, this applies to all Mitsubishi Motors vehicles sold by The Colt Car Company Ltd. irrespective of date of sale.

For further information please visit [www.cartakeback.com](http://www.cartakeback.com), email [info@cartakeback.com](mailto:info@cartakeback.com) or call the Cartakeback info-line on 0845 257 32 33.

Specifications and warranty conditions may vary for overseas markets. For personal export, NATO or diplomatic sales, please refer to the appropriate 'Export Department' as follows:  
U.K.: The Colt Car Company Ltd., Watermoor, Cirencester, Glos. GL7 1LF. Tel: 01285 655777.  
Germany: The Colt Car Company Ltd., P.O. Box 1244, 41374 Brüggen, Germany. Tel: 02163 7036.

The specification of the vehicles illustrated in this publication may not be applicable to the UK market, furthermore some vehicle illustrations may include accessory items which are not part of UK standard specification. However, every effort has been made to ensure that the written information was accurate, up-to-date and consistent with UK specification at the time of going to press. The right is reserved to change specification, features and prices without prior notice. To avoid any misunderstandings, your Mitsubishi Motors dealer will advise of any alterations made since the date of issue of this brochure. No part of this publication may be reproduced in any form or by any means, without the prior written permission of The Colt Car Company Limited.

Head Office: The Colt Car Company Ltd., Watermoor, Cirencester, Glos. GL7 1LF  
Tel: 01285 655777 Fax: 01285 658026 Website: [www.mitsubishi-cars.co.uk](http://www.mitsubishi-cars.co.uk)