



TAKE A DIFFERENT ROAD

COLT



## THE ULTIMATE COMPACT CARS

You want a small car. You want something zesty and zippy, feisty and fun; something to nip around congested city streets and dodge in and out of tight spots. You want a car which will bring a smile to your face and a lift to your heart. But you need a car which is comfortable and practical, affordable and insurable. And whether you want three-doors or five you need a car which will carry family and friends long distances without the aid of a contortionist. So what you really want is a big car in a small car's body. What you really need is a Colt. It's the ultimate compact car: a supermini to look after your every need, whilst satisfying your every desire.







## **LOOKS THE PART**

Whichever way you look at it, the five-door Colt looks the business. From the tip of its neat, aerodynamic nose to the ultra-sharp lines of its almost vertical tail it is seamless, sleek, sexy and slightly daring. From the side, incredibly short overhangs and muscular wheelarches hint at the purpose and power within. And, because this Colt comes from the Mitsubishi stable, and because Mitsubishi are as famous for their build-quality as they are for reliability, you can be certain it will continue to look amazing for many, many years to come.

## DRIVE JUST FOR THE FUN OF IT

This is what driving a small car is all about, and remember "Properly executed small cars work better in the real world than almost any other breed", as Andrew Frankel observed in the Sunday Times after bombing across Wales in a Colt, "hooting with laughter at every turn". Of course, when you want to relax and take a break from the fast lane

you'll find the Colt as chilled out as you are – extensive noise insulation and a great chassis make it remarkably quiet and comfortable for its size. But when you hear the call to put pedal to the metal you'll feel that little bubble of pure pleasure which comes from putting a truly good car through its paces. Supple, nimble, nippy and grippy,

with a fairly firm, front-wheel drive chassis and well-tuned suspension as in the Colt's rallying cousins; a wheel-at-each-corner stance, accurate, nicely weighted steering and a light, foolproof gearchange all make the Colt a genuine thoroughbred – big on manners with oceans of personality.







## TOPLESS MODEL

If you fancy something a little different look up the Colt CZC. Based on the five-door Colt platform with three-door styling and jointly developed with the Italian automotive design specialists, Pininfarina, it is the most stunning, spacious and powerful cabriolet of its kind. Dynamic, forceful, sharp and spirited it is the new thoroughbred of the open road, quick off the mark and frugal at the pumps. It's the perfect model if sometimes you feel the need to go topless.

For full details please ask your dealer for the Colt CZC brochure.







### **PARTY ANIMAL**

The three-door Colt's chic shape was drawn from the original Mitsubishi CZ concept cars and it shows. Shorter and rather bolder in style than the five-door model with the same sophisticated suspension set up but tuned for a slightly firmer, more responsive drive with a lower centre of gravity and optimised aerodynamics – no matter where you are going, this car will make getting there playtime.



## HEART AND SOUL

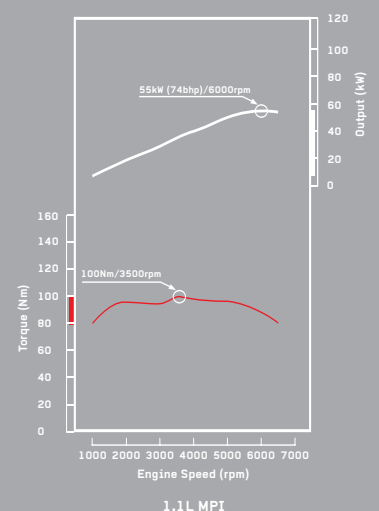
Car enthusiasts know Mitsubishi to be a remarkably clever engineering company, and the fruits of an engineering heritage are very apparent in the engines which provide the power behind the Colt's performance.

First off, the baby of the bunch, is a feisty, three-cylinder, 1.1 litre petrol unit which simply begs you to drive foot-to-the-floor. It rewards with figures which sound far more modest than they feel – 0-62 mph in 12.9 seconds and on to a top speed of 103 mph – but variable valve timing and lift for the inlet camshafts spread the torque wide, resulting in excellent throttle response and a really lively buzz through all the gears.

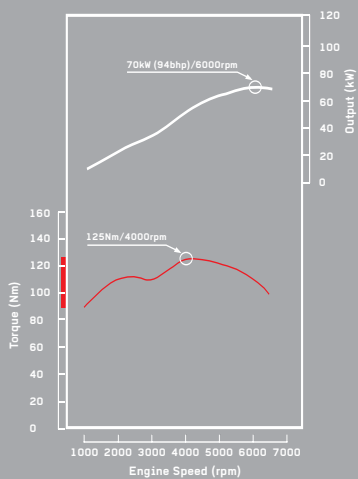
Good though the baby engine is, if most of your driving is done three- or four-up you may prefer the extra power of either the 1.3 or 1.5 litre, four-cylinder power plants. Like the 1.1 litre unit both have been developed specifically for the Colt and feature variable valve-timing to boost torque at low speeds and increase power at higher speeds. The 1.3 litre unit delivers 94 bhp, 92 lb.ft. of torque at 4000 rpm and an impressive top speed of 112 mph, where legally permitted, whilst "the 1.5 litre is an absolute corker. With 107 bhp, it pulls strongly in every gear, and is excellent on the motorway"\*

Whilst all the Colt's petrol engines return excellent fuel economy, if you prefer the extra low-speed torque of a diesel the 1.5 litre direct injection, intercooled and turbo-charged unit is an outright winner: 155 lb.ft. of torque, in fact, at only 1800 rpm. And it returns combined cycle economy of around 60 mpg, whichever transmission you choose.

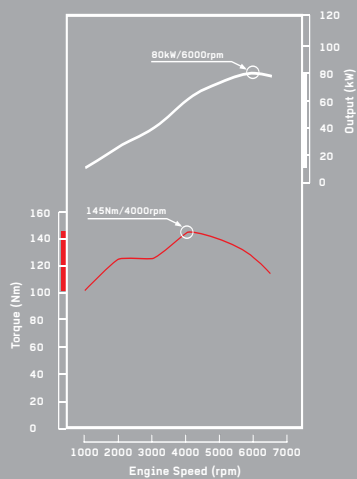
\*Top Gear



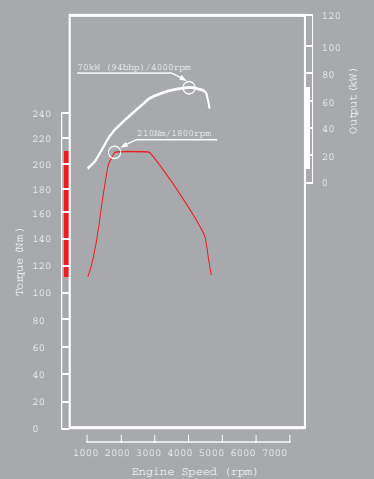
Colt CZ2 shown with accessory 16" alloy wheels.



1.3L MPI



1.5L MPI



1.5L DI-D



## SHIFTING STORIES

All the power in the world is of little use unless you can access it easily. All Colt's come with a sweet, slick, five-speed manual gearbox which is a joy to use, but the CZ2 also offers an alternative for those who prefer an easier life. This is Mitsubishi's AllShift system – a six-speed automated manual which gives you the best of both worlds – a fully

automatic mode, complete with creep function, ideal for use in traffic, as well as a sequential manual shift in which you simply push the lever forward to change up and backwards to change down.

Interestingly, unlike a traditional automatic, the Allshift system returns even greater fuel economy

and lower CO<sub>2</sub> emissions than the manual, and the extra gear ratio offers more relaxed and economical motorway driving. Truly an inspired option.



6-speed Allshift AMT transmission.

5-speed manual transmission.





## MISSION CONTROL

The funky form of the Colts' interiors live up to their external promise with contemporary textured plastics, stylish switchgear and translucent, glow-in-the-dark design detailing. A small, neat, rake-adjustable steering wheel frames a hooded console reminiscent of vintage Italian sports cars. And a multi-information display keeps you aware of the temperature, your average speed and fuel consumption, and the distance you can travel on the fuel you have left – perfect for those who have a tendency to attempt to run on fuel-flavoured air!





Model illustrated: Colt 5-door 1.3 CZ2 Manual.





## SPACE CRAFT

The Colt was designed from the inside out – take a seat and you'll find out why. How can an interior this light, bright and spacious be shoe-horned into a vehicle with such perfectly compact dimensions? The huge, steeply raked windscreen seems positively miles away and up front there's enough shoulder-, leg- and head-room to keep a couple of


genuinely giant-sized adults happy on even the longest run. The longest wheelbase in its class, a wide track and some really clever design ideas mean that "rear seat space is startling. Six-footers can travel long distances in comfort"\*

But not only is this Colt spacious, it's exceptionally versatile too. In

addition to the usual 60:40 split and fold rear seatback – which, incidentally, also reclines for extra comfort – the seat itself can slide back and fore to benefit either people or parcels depending on your load, or tumbled out of the way for a surprisingly capacious boot. Now, that is intelligent!

\*Autocar.







## SUPERMINI HERO

Creme de la creme of the three-door Colt range is the CZT. A supermini in every sense of the word, but a supermini for adults. A supermini with real legs – fast and fun with a genuine appetite for tarmac. A supermini with all the right accoutrements – skirts, alloys, stylish leather sports seats, air intakes and a spoiler – together ensuring real street cred. A supermini with genuine style, but a supermini which boasts enough comfort to allow for driving in the real world.







## **GAIN WITHOUT THE PAIN**

147 bhp, 0-60 mph in just 7.2 seconds, and a top speed of 131 mph – impressive hot hatch figures – yet the CZT returns an average of 41.5 mpg, emits just 161 g/km of carbon dioxide and enjoys a group 14 insurance rating. It boasts a more rigid chassis than other three-door Colts and a suspension set up modified for enthusiastic driving, yet it's still soft enough to make day-to-day driving a pleasure, not a penance. Truly this hot-hatch is a consummate all-rounder.







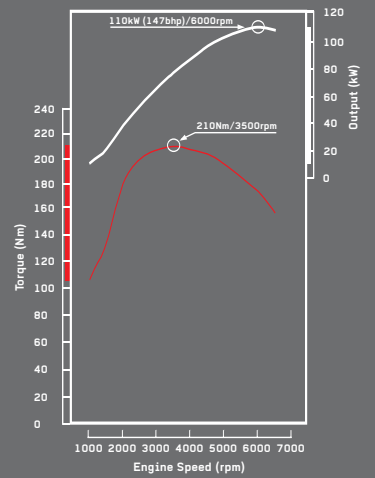
## THE GREAT AND THE GOOD

Facts are important but they don't make a great hot-hatch. To separate the good from the truly great listen to the professionals: "... it's great fun, quick on its feet and grippy... (with) the sort of feedback you only get from a small, light car" enthuse Top Gear. Autocar agree, waxing particularly lyrical about the engine: "It's as if the 1.5 litre engine is eager to prove that it has the muscle to take on big-block machinery... the gritty sounding blow of the turbo rapidly overtaken by a satisfying, hard-edged growl ... (this is) a power unit that begs you to work it hard... (its) aggressive delivery and no-nonsense character capture the spirit of the Evo saloon perfectly." Mmmm... it's sporty and turbocharged certainly but... Son of Evo, maybe? But a son with smoother manners!



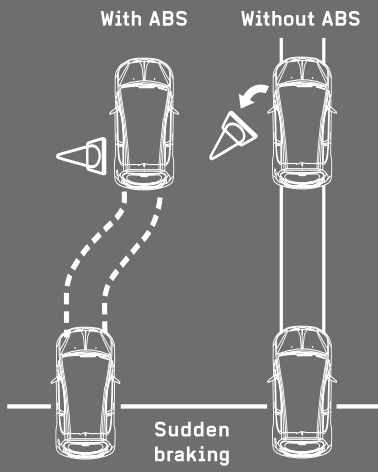


The 1.5 litre, turbocharged petrol unit simply thrives on revs, the boost coming in with a solid shove and very little lag – it reaches peak torque of 155 lb.ft. at just 3500 rpm and its eager nature and aggressive delivery is guaranteed to plaster a smile all over your face.



1.5L MPI T/C I/C







## CONFIDENCE BOOSTER

However stylish, fun and practical a car is, one of the most important priorities must be safety. No-one appreciates this more than Mitsubishi, which is why the Colt has many features to look after you in a collision, and still more to save you from having one at all.

Firstly, the Colt offers exceptional all-round visibility. It is also quick and agile and boasts extremely powerful brakes with ABS and EBD (Electronic Brakeforce Distribution). This enables it to accelerate away from, dodge around, or stop before the site of danger.

But, should the worst happen, a whole raft of safety features work to protect those on board. First, and most important, is a body designed using the latest computer dynamic crash analysis to make it both strong and smart – occupants sit surrounded by a tough safety structure whilst the impact is absorbed in other areas. Doors, of course, include steel side-impact beams. And, not only do all five seats feature head restraints, all are height adjustable – vital to protect the neck.

As always, children are at the forefront. Every Colt is fitted with dual front SRS airbags, but the front passenger-seat airbag can be turned off to allow the fitting of a rearward-facing child safety seat, for those occasions when fitting to a rear seat position is impractical. All five seats feature three-point safety belts, with ISO-Fix points in the rear for the secure fitment of compatible child car seats, and rear door locks are child proof. After all, children really are our future.

In addition to all of this, CZ3 and CZT models boast front seat side airbags and in view of its increased performance levels, the CZT also benefits from curtain airbags and from M-ASTC. This, Mitsubishi's Active Stability and Traction Control system, will automatically take control of torque and braking should you power out of a tight spot just a little too hard!




1. Rear parking assistance with rear bumper protection foil and chrome tailgate garnish
2. Alloy wheel 16", 5 split spoke
3. Textile mats, Colt CZT Turbo design
4. Side window deflector
5. Front seat storage tray
6. Seat back storage bag



## CUTE CAR, DRESSED TO IMPRESS

By now you have begun to understand the Colt. Go further. Visit it; view it closely; take it out to play. Soon you will learn that it is more companion than car, indeed, it is ready and willing to be your very best friend. But, with the wide range of accessories available, this is one best friend you can dress to your taste.





7



8



9


- 7. Trunk (boot) tray
- 8. Arrow-type navigation system (PZ-5000)
- 9. Colt interior shown with steering wheel and gearshift knob (both Colt CZT Turbo design), sports pedals, silver-coloured combi-meter and air vent rings, aluminium entry guards, textile mats, mobile phone kit and smoker kit

## EXTERIOR AND INTERIOR



### COLT CZ1 3-DOOR

The three-door CZ1 comes with a five-speed manual transmission and that highly-praised 1.1 litre engine. Externally it features 14" wheels and colour-keyed bumpers with black inserts, grille and side protector mouldings for contrast and it also enjoys central door locking with keyless entry, electrically operated front windows and an excellent stereo radio/CD player with MP3 compatibility.



### COLT CZ2 3-DOOR

The three-door CZ2 comes with the 1.3 litre petrol engine and a choice of five-speed manual or six-speed Allshift automated manual transmissions. 15" alloy wheels, front fog lamps and colour-keyed door handles, side protector mouldings and bumpers are set off by a chrome exhaust trim. Air conditioning is semi-automatic and the audio system may be controlled from the leather-wrapped steering wheel with its matching gearshift knob.





### **COLT CZ3 3-DOOR**

On the three-door CZ3 you can choose between the 1.5 litre diesel or petrol engines, both of which are mated to the five-speed manual transmission. In addition to the features of the CZ2 a colour-keyed front grille with wire mesh inserts, colour-keyed rear spoiler and seven-spoke 16" alloys set off the vehicle's stunning exterior. Inside it is distinctive with silver instrument trim, alloy sports pedals and black leather-wrapped steering wheel with red detailing and matching black and red leather-faced seats with backrest pockets. Door mirrors are heated as well as electrically adjustable, and two extra speakers enhance the sounds system.



### **COLT CZT TURBO 3-DOOR**

In true hot-hatch style the CZT wears special skirts, alloys and a unique front bumper with additional wire mesh inserts. Inside, stylised white dials contrast with the black and red leather interior from the CZ3.



## EXTERIOR AND INTERIOR



### COLT CZ1 5-DOOR

The five-door Colt CZ1 comes with a five-speed manual transmission and that highly-praised 1.1 litre engine. Externally it features 14" wheels and colour-keyed bumpers with black inserts, grille and side protector mouldings for contrast and it also enjoys central door locking with keyless entry, electrically operated front windows and an excellent stereo radio/CD player with MP3 compatibility.

Blue Interior illustrated.



### COLT CZ2 5-DOOR

The five-door CZ2 comes with a choice of 1.3 litre petrol or 1.5 litre DID diesel engines, both of which are available with five-speed manual or six-speed Allshift automated manual transmissions. 15" alloy wheels, front fog lamps and colour-keyed door handles, side protector mouldings and bumpers are set off by a chrome exhaust trim and windows are power operated all round. Air conditioning is semi-automatic and the audio system may be controlled from the leather-wrapped steering wheel with its matching gearshift knob.


Grey Interior illustrated.





### **COLT CZ3 5-DOOR**

On the five-door CZ3 the 1.5 litre petrol engine is mated to the five-speed manual transmission and features rear disc brakes instead of drums. In addition to the features of the CZ2 a colour-keyed front grille with wire mesh inserts, colour-keyed rear spoiler and seven-spoke 16" alloys set off the vehicle's stunning exterior. Inside it is distinctive with silver instrument trim, alloy sports pedals and black leather-wrapped steering wheel and shift knob and matching black leather-faced seats with backrest pockets. Door mirrors are heated as well as electrically adjustable, and two extra speakers enhance the sounds system.



### **COLT CZC CABRIOLET**

The Colt CZC comes with a choice of 1.5 litre or 1.5 litre turbo engines and a five-speed manual gearbox. 16" alloy wheels grace the exterior alongside colour-keyed bumpers, door handles and heated, electrically operated door mirrors. Both vehicles feature a semi-automatic, retractable hard top, air conditioning and electrically operated windows. For full details please refer to the Colt CZC brochure.

Grey Interior illustrated.



## MAJOR SPECIFICATIONS

Model			Colt 3-Door/5-Door 1.1 CZ1 Manual	Colt 3-Door/5-Door 1.3 CZ2 Manual	Colt 3-Door/5-Door 1.3 CZ2 AMT	
<b>Engine</b>						
Engine type			3-cylinder 12-valve MIVEC DOHC	4-cylinder 16-valve MIVEC DOHC		
Fuel system			Electronically controlled multi-point fuel injection (ECI-MULTI)			
Displacement	cc		1124	1332	1332	
Bore/stroke	mm		75.0 x 84.8	75.0 x 75.4	75.0 x 75.4	
Compression ratio			10.5	10.5	10.5	
Maximum output	kW (bhp) at rpm		55 (74)/6000	70 (94)/6000	70 (94)/6000	
Maximum torque	Nm (lb.ft) at rpm		100 (74)/3500	125 (92)/4000	125 (92)/4000	
<b>Performance/Fuel Consumption/Emissions</b>						
Maximum speed	mph (kph)		103 (165)	112 (180)	112 (180)	
Acceleration 0-62 mph	3-door	secs	12.9	11.0	11.8	
	5-door	secs	13.3	11.1	12.0	
Fuel type			Unleaded	Unleaded	Unleaded	
Fuel consumption lts/100km (mpg)	Urban		7.0 (40.4)	7.7 (36.7)	7.5 (37.7)	
	Extra urban		4.6 (61.4)	5.0 (56.5)	5.0 (56.5)	
	Combined		5.5 (51.4)	6.0 (47.1)	5.8 (48.7)	
CO <sub>2</sub> emissions	g/km		130	143	138	
<b>Suspension and Steering</b>						
Front axle			MacPherson strut, coil springs with stabilizer bar			
Rear axle			Torsion beam with stabiliser bar			
Brakes			Anti-lock Braking System with Electronic Brakeforce Distribution (ABS with EBD)			
	Front		10.1" ventilated discs	10.1" ventilated discs	10.1" ventilated discs	
	Rear		8" drums	8" drums	8" drums	
Steering			Rack & pinion (Electrical power assisted)			
Minimum turning circle	m (ft)		10.2 (33.5)	10.2 (33.5)	10.2 (33.5)	
Tyres			175/65 R14 82T	195/50 R15 82H	195/50 R15 82H	
Wheels			14" x 5.5J Steel	15" x 6.0J Alloy	15" x 6.0J Alloy	
<b>Driveline/Transmission</b>						
Type			Front transverse engine/Front wheel drive			
Clutch	Manual/Allshift AMT*2		Dry single disc, hydraulic action			
Transmission	Manual		5-speed	5-speed	-	
	Allshift AMT*2		-	-	6-speed	
Gear ratios	1st		3.31	3.31	3.07	
	2nd		1.91	1.91	1.91	
	3rd		1.26	1.26	1.26	
	4th		0.94	0.94	0.94	
	5th		0.76	0.76	0.76	
	6th		-	-	0.64	
	Reverse		3.23	3.23	3.23	
Final gear ratio			4.35	4.16	4.53	
<b>Dimensions</b>						
Exterior l x w x h	3-door	mm	3810 x 1695 x 1520	3810 x 1695 x 1520	3810 x 1695 x 1520	
	5-door	mm	3870 x 1695 x 1550	3870 x 1695 x 1550	3870 x 1695 x 1550	
Ground clearance (unladen)		mm	154	154	154	
Track Front		mm	1460	1460	1460	
	Rear	mm	1445	1445	1445	
Wheelbase		mm	2500	2500	2500	
<b>Weights/Volumes</b>						
Seating capacity			5	5	5	
Cargo capacity Min.	3-door	lts VDA (cu.ft)	155 (5.5)	155 (5.5)	155 (5.5)	
	5-door	lts VDA (cu.ft)	220 (7.8)	220 (7.8)	220 (7.8)	
Cargo capacity Max.	3-door	lts VDA (cu.ft)	535 (18.9)	535 (18.9)	535 (18.9)	
	5-door	lts VDA (cu.ft)	645 (22.7)	645 (22.7)	645 (22.7)	
Fuel tank capacity		lts (imp.galls)	47 (10.3)	47 (10.3)	47 (10.3)	
Gross vehicle weight	3-door	kg (lbs)	1420 (3131)	1435 (3164)	1435 (3164)	
	5-door	kg (lbs)	1450 (3197)	1460 (3219)	1460 (3219)	
Kerb weight	3-door	kg (lbs)	930 (2051)	955 (2106)	960 (2117)	
	5-door	kg (lbs)	965 (2128)	970 (2139)	975 (2150)	
Towing capacity						
	Braked	3-door	kg (lbs)	750 (1654)	750 (1654)	750 (1654)
		5-door	kg (lbs)	1000 (2205)	1000 (2205)	1000 (2205)
Unbraked		kg (lbs)	500 (1103)	500 (1103)	500 (1103)	
Trailer nose weight		kg (lbs)	50 (110)	50 (110)	50 (110)	
Roof loading capacity		kg (lbs)	50 (110)	50 (110)	50 (110)	
<b>Servicing/Insurance/Warranty</b>						
Service intervals			Every 12,500 miles or 12 months, whichever occurs first			
Insurance group			3E	5E	5E	
Warranty			3 year unlimited mileage warranty, 12 year anti-corrosion perforation warranty, 3 year pan-European roadside, home and accident assistance			

\*1M-ASTC : Mitsubishi Active Stability and Traction Control \*2Allshift AMT : Automated Manual Transmission

Colt 5-Door 1.5 DI-D CZ2 Manual	Colt 5-Door 1.5 DI-D CZ2 AMT	Colt 3-Door 1.5 DI-D CZ3 Manual	Colt 3-Door/5-Door 1.5 CZ3 Manual	Colt 3-Door 1.5 CZT Turbo
3-cylinder 12-valve DOHC	3-cylinder 12-valve DOHC	3-cylinder 12-valve DOHC	4-cylinder 16-valve MIVEC DOHC	4-cylinder 16-valve MIVEC DOHC Turbocharged/Intercooled
DI-D (Direct Injection Diesel)	DI-D (Direct Injection Diesel)	DI-D (Direct Injection Diesel)	Electronically controlled multi-point fuel injection (ECI-MULTI)	
1493	1493	1493	1499	1468
83.0 x 92.0	83.0 x 92.0	83.0 x 92.0	75.0 x 84.8	75.5 x 82.0
18.0	18.0	18.0	10.5	9.0
70 (94)/4000	70 (94)/4000	70 (94)/4000	80 (107)/6000	110 (147)/6000
210 (155)/1800	210 (155)/1800	210 (155)/1800	145 (107)/4000	210 (155)/3500
112 (180)	112 (180)	112 (180)	118 (190)	131 (210)
-	-	9.9	9.8	7.2 (0-60 mph)
9.9	11.3	-	10.0	-
Diesel	Diesel	Diesel	Unleaded	Unleaded
6.3 (44.8)	5.8 (48.7)	6.3 (44.8)	8.0 (35.3)	8.6 (32.8)
4.1 (68.9)	4.0 (70.6)	4.1 (68.9)	5.1 (55.4)	5.7 (49.6)
4.8 (58.9)	4.6 (61.4)	4.8 (58.9)	6.2 (45.6)	6.8 (41.5)
126	121	126	148	161
MacPherson strut, coil springs with stabilizer bar				
Torsion beam with stabiliser bar				
Anti-lock Braking System with Electronic Brakeforce Distribution (ABS with EBD)				
10.1" ventilated discs 8" drums	10.1" ventilated discs 8" drums	10.1" Ventilated discs 8" drums	10.1" ventilated discs 9.8" discs	11" ventilated discs 9.8" discs
Rack & pinion (Electrical power assisted)				
10.2 (33.5)	10.2 (33.5)	10.2 (33.5)	10.2 (33.5)	10.2 (33.5)
195/50 R15 82H	195/50 R15 82H	205/45 R16 83H	205/45 R16 83H	205/45 R16 83V
15" x 6.0J Alloy	15" x 6.0J Alloy	16" x 6.5J Alloy	16" x 6.5J Alloy	16" x 6.5J Alloy
Front transverse engine/Front wheel drive				Front transverse engine/ Front wheel drive with M-ASTC*1
Dry single disc, hydraulic action				
5-speed	-	5-speed	5-speed	5-speed
-	6-speed	-	-	-
3.31	3.31	3.31	3.31	3.54
1.91	1.91	1.91	1.91	1.91
1.22	1.22	1.22	1.22	1.34
0.85	0.85	0.85	0.94	1.03
0.65	0.65	0.65	0.76	0.83
-	0.54	-	-	-
3.36	3.36	3.36	3.23	3.36
3.74	3.74	3.74	4.16	3.74
-	-	3810 x 1695 x 1520	3810 x 1695 x 1520	3820 x 1695 x 1520
3870 x 1695 x 1550	3870 x 1695 x 1550	-	3870 x 1695 x 1550	-
154	154	154	154	154
1460	1460	1460	1460	1460
1445	1445	1445	1445	1445
2500	2500	2500	2500	2500
5	5	5	5	5
-	-	155 (5.5)	155 (5.5)	155 (5.5)
220 (7.8)	220 (7.8)	-	220 (7.8)	-
-	-	535 (18.9)	535 (18.9)	535 (18.9)
645 (22.7)	645 (22.7)	-	645 (22.7)	-
47 (10.3)	47 (10.3)	47 (10.3)	47 (10.3)	47 (10.3)
-	-	1545 (3408)	1440 (3175)	1520 (3352)
1570 (3462)	1570 (3462)	-	1465 (3230)	-
-	-	1070 (2359)	960 (2117)	1070 (2359)
1085 (2392)	1090 (2403)	-	990 (2183)	-
-	-	750 (1654)	750 (1654)	750 (1654)
1000 (2205)	1000 (2205)	-	1000 (2205)	-
500 (1103)	500 (1103)	500 (1103)	500 (1103)	500 (1103)
50 (110)	50 (110)	50 (110)	50 (110)	50 (110)
50 (110)	50 (110)	50 (110)	50 (110)	50 (110)
Every 12,500 miles or 12 months, whichever occurs first				
5E	5E	5E	6E	14A
3 year unlimited mileage warranty, 12 year anti-corrosion perforation warranty, 3 year pan-European roadside, home and accident assistance				

# STANDARD AND OPTIONAL EQUIPMENT

Model	3-Door CZ1 Manual	3-Door CZ2 Man/AMT	3-Door CZ3 Manual	3-Door CZT Turbo Manual	5-Door CZ1 Manual	5-Door CZ2 Man/AMT	5-Door CZ2 Man/AMT	5-Door CZ3 Manual
<b>Security and Safety Features</b>								
<b>Security</b>								
Alarm	DFO	DFO	DFO	■	DFO	DFO	DFO	DFO
Door deadlocks	■	■	■	■	■	■	■	■
Immobiliser, engine	■	■	■	■	■	■	■	■
Keyless entry	■	■	■	■	■	■	■	■
Locking wheel nuts	-	■	■	■	-	■	■	■
Luggage cover, rear	■	■	■	■	■	■	■	■
<b>Safety</b>								
ABS with EBD	■	■	■	■	■	■	■	■
Airbag SRS, driver's and front passenger's	■	■	■	■	■	■	■	■
Airbag SRS, front passenger deactivation switch	■	■	■	■	■	■	■	■
Airbag SRS, front seat side	-	-	■	■	-	-	-	■
Airbag SRS, side curtain	-	-	-	■	-	-	-	-
Child proof rear door locks	-	-	-	-	■	■	■	■
Electric windows, front with driver's side auto down	■	■	■	■	■	■	■	■
Electric windows, rear	-	-	-	-	-	■	■	■
Fog lamp, rear	■	■	■	■	■	■	■	■
Head restraints, height-adjustable x 5	■	■	■	■	■	■	■	■
High-mount stop lamp, rear	■	■	■	■	■	■	■	■
ISO-Fix child seat mountings, rear seats	■	■	■	■	■	■	■	■
Mitsubishi Active Stability & Traction Control (M-ASTC)	-	-	-	■	-	-	-	-
Seatbelts, 3-point, ELR with pretensioners and force limiters, front	■	■	■	■	■	■	■	■
Seatbelts, 3-point, ELR/ALR x 2 and centre ELR belt, rear	■	■	■	■	■	■	■	■
Seatbelt fastening warning lamp	■	■	■	■	■	■	■	■
Side impact door bars	■	■	■	■	■	■	■	■
<b>Exterior Features</b>								
<b>Styling</b>								
14" steel wheels with full wheel covers	■	-	-	-	■	-	-	-
15" alloy wheels, 7-spoke	DFO	■	-	-	DFO	■	■	-
16" alloy wheels, 7-spoke	DFO	DFO	■	-	DFO	DFO	DFO	■
16" alloy wheels, split 5-spoke	DFO	DFO	DFO	■	DFO	DFO	DFO	DFO
Bumpers, colour-keyed with black protector inserts	■	-	-	-	■	-	-	-
Bumpers, colour-keyed with colour-keyed protector inserts	-	■	■	■	-	■	■	■
Bumper, front sports type with chromed wire mesh inserts	-	-	-	■	-	-	-	-
Chrome exhaust trim	-	■	■	■	-	■	■	■
Door and tailgate handles, colour-keyed	-	-	-	■	-	■	■	■
Door entry guards with 'CZT' mark	-	-	-	■	-	-	-	-
Door mirrors, part colour-keyed	-	■	■	■	-	■	■	■
Door sashes, black	-	-	-	■	-	-	-	-
Front grille, black	■	■	-	-	■	■	■	-
Front grille, colour-keyed surround with chromed wire mesh inserts	-	-	■	■	-	-	-	■
Metallic or pearlescent paint finish	□	□	□	□	□	□	□	□
Rear spoiler, colour-keyed	-	-	■	■	-	-	-	■
Side airdams, colour-keyed	-	-	-	■	-	-	-	-
Side protector mouldings, black	■	-	-	-	■	-	-	-
Side protector mouldings, colour-keyed	-	■	■	■	-	■	■	■
Sports exhaust muffler	-	-	-	■	-	-	-	-
<b>Functional</b>								
Central door locking including tailgate, remote	■	■	■	■	■	■	■	■
Door mirrors, internally adjustable	■	■	-	-	■	■	■	-
Door mirrors, electrically adjustable and heated	-	-	-	■	-	-	-	-
Fog lamps, projector type, front	-	■	■	■	-	■	■	■
Parking sensors, front	DFO	DFO	DFO	DFO	DFO	DFO	DFO	DFO
Parking sensors, rear	DFO	DFO	DFO	DFO	DFO	DFO	DFO	DFO
Spare wheel, space saver, under rear floor	■	■	■	■	■	■	■	■
Wipers, variable intermittent with washer, front	■	■	■	■	■	■	■	■
Wiper, intermittent with washer, rear	■	■	■	■	■	■	■	■
Window demister with timer, rear	■	■	■	■	■	■	■	■
<b>Interior Features</b>								
<b>Audio</b>								
Aerial, flexible mast type, rear roof	■	■	■	■	■	■	■	■
Audio remote controls, steering wheel mounted	-	■	■	■	-	■	■	■
CD autochanger, in-dash 6-disc	DFO	DFO	DFO	DFO	DFO	DFO	DFO	DFO
Stereo radio/CD with MP3 compatibility and 4 speakers	■	■	-	-	■	■	■	-
Stereo radio/CD with MP3 compatibility and 6 speakers	-	-	■	■	-	-	-	■
<b>Styling</b>								
Door trim grained inserts	■	■	■	■	■	■	■	■
Gearshift knob, leather-wrapped, black (manual only)	-	■	■	■	-	■	■	■
Inner door handles, silver	-	■	■	■	-	■	■	■
Instrument meter dials, black	■	■	■	-	■	■	■	■
Instrument meter dials, white	-	-	-	■	-	-	-	-
Instrument meter trim, silver	-	-	■	■	-	-	-	■
Pedals, alloy sports type	-	-	■	■	-	-	-	■
Seat trim, fabric	■	■	-	-	■	■	■	-
Seat trim, leather faced, black	-	-	-	-	-	-	-	■

■ : Standard □ : Option at additional cost - : Not available DFO : Dealer Fit Option at additional cost

## STANDARD AND OPTIONAL EQUIPMENT

Model	3-Door CZ1 Manual	3-Door CZ2 Man/AMT	3-Door CZ3 Manual	3-Door CZT Turbo Manual	5-Door CZ1 Manual	5-Door CZ2 Man/AMT	5-Door CZ2 Man/AMT	5-Door CZ3 Manual
<b>Interior Features continued</b>								
<b>Styling</b>								
Seat trim, leather faced, black/red	-	-	■	■	-	-	-	-
Steering wheel, 3-spoke, urethane	■	-	-	-	■	-	-	-
Steering wheel, 3-spoke, leather-wrapped, black	-	■	-	-	-	■	■	■
Steering wheel, 3-spoke, leather-wrapped, black/red	-	-	■	■	-	-	-	-
<b>Convenience</b>								
Air conditioning, semi-automatic	□	■	■	■	□	■	■	■
Assist grip, driver's	-	-	-	-	-	-	-	-
Assist grip, passenger's x 1	■	■	■	-	-	-	-	-
Assist grip, passenger's x 3	-	-	-	■	■	■	■	■
Coat hanger x 2	-	-	-	-	■	■	■	■
Cup holders, illuminated front x 2, rear x 1	■	■	■	■	■	■	■	■
Door pockets, front	■	■	■	■	■	■	■	■
Electric window switch illumination, driver's side	■	■	■	■	■	■	■	■
Front seat backrest pockets	-	-	■	■	-	-	-	-
Footrest, driver's	■	■	■	■	■	■	■	■
Glove box with pen, coin and ticket holder	■	■	■	■	■	■	■	■
Key-in-ignition reminder	■	■	■	■	■	■	■	■
Lights-on warning buzzer	■	■	■	■	■	■	■	■
Luggage cover	■	■	■	■	-	-	-	-
Luggage cover with two-position mountings	-	-	-	-	■	■	■	■
Pollen filter	□	■	■	■	□	■	■	■
Rear seat heater ducts	■	■	■	■	■	■	■	■
Sunvisors with vanity mirrors, driver's and passenger's	■	■	■	■	■	■	■	■
<b>Functional</b>								
Average fuel consumption display	■	■	■	■	■	■	■	■
Average speed display	■	■	■	■	■	■	■	■
Centre multi-info display with clock	■	■	■	■	■	■	■	■
Door mirrors, internally adjustable	■	■	-	-	■	■	■	-
Door mirrors, electrically adjustable and heated	-	-	■	■	-	-	-	■
Electric front windows with driver's side auto-down	■	■	■	■	■	■	■	■
Electric rear windows	-	-	-	-	-	■	■	■
Exterior temperature display	■	■	■	■	■	■	■	■
Fuel lid opener, remote	■	■	■	■	■	■	■	■
Headlamp levelling device	■	■	■	■	■	■	■	■
Range remaining display	■	■	■	■	■	■	■	■
Steering wheel, tilt adjustable	■	■	■	■	■	■	■	■
<b>Lighting</b>								
Interior lamp, front	■	■	■	■	■	■	■	■
Luggage/cargo area lamp	■	■	■	■	■	■	■	■
Map reading lamps, front	■	■	■	■	■	■	■	■
<b>Seats</b>								
Driver's seat, height adjustable	■	■	■	■	■	■	■	■
Front seats, sliding/reclining	■	■	■	■	-	-	-	-
Front seats, sliding/reclining with fully-flat function	-	-	-	-	■	■	■	■
Rear seats, 60/40 split backrest and 1-piece cushion	■	■	■	■	■	-	-	-
Rear seats, split-fold/recline, 1-piece tumble/slide	■	■	■	■	■	-	-	-
Rear seats, 60/40 split backrest and split cushion	-	-	-	-	-	■	■	■
Rear seats, split-fold/tumble/slide/recline/remove	-	-	-	-	-	■	■	■
Seatbelts, height-adjustable, front	■	■	■	■	■	■	■	■

■ : Standard □ : Option at additional cost - : Not available DF0 : Dealer Fit Option at additional cost

## OUTSTANDING AFTER SALES FOR CAREFREE MOTORING

More than 2500 Mitsubishi Motors Authorised Service Points in Europe are committed to helping you wherever you are.

### PROFESSIONAL SERVICING

Even new cars require regular maintenance and servicing. Not just to guarantee your mobility, but also for the safety of you and your passengers. Trained professionals using specialist diagnostic equipment and genuine parts at your Mitsubishi Authorised Service Point are ready to oblige.

You'll be advised about the cost beforehand, so there will be no unpleasant surprises when you return to pick up your vehicle.

### MITSUBISHI MOTORS GENUINE PARTS

Even the smallest technical faults can lead to accidents. Therefore, all Mitsubishi Motors Genuine Parts have been developed and tested to stringent quality standards. We recommend using Mitsubishi Motors Genuine Parts in order to maintain the safety and integrity of your vehicle and that of your passengers. Mitsubishi Motors Genuine Parts are available at all Mitsubishi Authorised Service Points.

## COMPREHENSIVE WARRANTY

All new Mitsubishi Colt vehicles come with a comprehensive 3-year unlimited mileage warranty as standard. The anti-corrosion perforation warranty covers rusting through for the first 12 years. The reliability statistics for Mitsubishi vehicles are impressive, but in the unlikely event that you do need help, we offer MAP.


### MAP - FREE BREAKDOWN ASSISTANCE



Throughout the warranty period your vehicle is covered by Mitsubishi Assistance Package (MAP) roadside assistance. This cover extends to more than 30 countries throughout Europe so your mobility is guaranteed. Should you ever need assistance in the event of breakdown, accident, theft or vandalism

- wherever you are, 24 hours a day, 7 days a week - just call the number on your card. If the problem cannot be fixed on the spot, your car will be taken to the nearest Mitsubishi Authorised Service Point and you'll be offered services such as a hotel, continuation of journey or a replacement car. And if you continue to have your vehicle serviced at a Mitsubishi Authorised Service Point after the warranty period, your mobility will be guaranteed for an additional year or up to the next service (whichever comes first), for a nominal fee. This applies to vehicles up to 10 years old.

## COLOUR OPTIONS



### COLT 3-DOOR

Model	Colt CZ1	Colt CZ1	Colt CZ2	Colt CZ3	Colt CZT
<b>Exterior colour</b>					
1 Lunar Silver (M) A50	■	-	■	■	■
2 Illusion Blue (P) T42	■	-	■	■	■
3 Indigo Blue (P) T43	-	-	■	-	-
4 Mystic Black (S) X19	-	■	■	■	■
5 Spicy Red (S) P04	■	-	■	■	■
6 Steel Grey (M) U63	-	-	■	■	■
<b>Instrument Panel</b>	Black	Black	Black	Black	Black
<b>Seats</b>	Fabric (Black)	Fabric (Red)	Fabric (Black)	Leather (Black/Red)	Leather (Black/Red)
<b>Door Trim</b>	Formed-type with Grained Insert (Black)				
<b>Headlining</b>	Non-woven Fabric (Grey)				
<b>Floor Carpet</b>	Needle Punch (Grey)				

### COLT 5-DOOR

Model	Colt CZ1	Colt CZ1	Colt CZ1	Colt CZ2	Colt CZ2	Colt CZ3
<b>Exterior colour</b>						
1 Lunar Silver (M) A50	■	-	-	■	-	■
2 Illusion Blue (P) T42	-	■	-	-	■	■
3 Indigo Blue (P) T43	-	-	-	-	■	-
4 Mystic Black (S) X19	-	-	■	■	-	■
5 Spicy Red (S) P04	■	-	-	■	-	■
6 Steel Grey (M) U63	-	-	-	■	-	■
<b>Instrument Panel</b>	Grey	Blue	Grey	Grey	Blue	Grey
<b>Seats</b>	Fabric (Grey)	Fabric (Blue)	Fabric (Red)	Fabric (Grey)	Fabric (Blue)	Leather (Black)
<b>Door Trim</b>	Formed type with Grained Insert (Grey)	Formed type with Grained Insert (Blue)	Formed type with Grained Insert (Grey)	Formed type with Grained Insert (Grey)	Formed type with Grained Insert (Blue)	Formed type with Grained Insert (Grey)
<b>Headlining</b>	Non-woven Fabric (Grey)					
<b>Floor Carpet</b>	Needle Punch (Grey)					

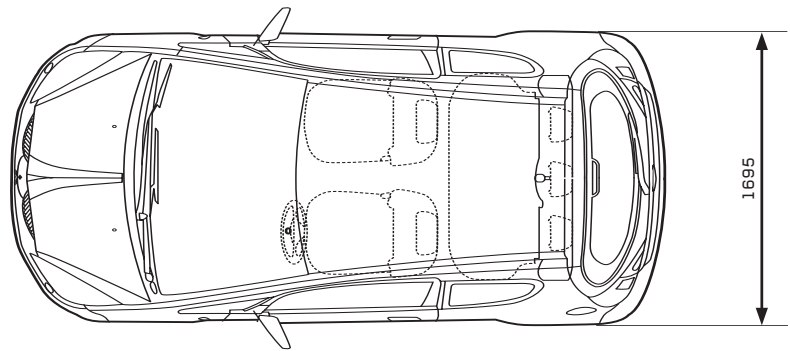
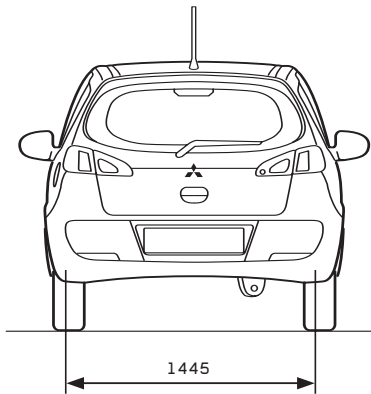
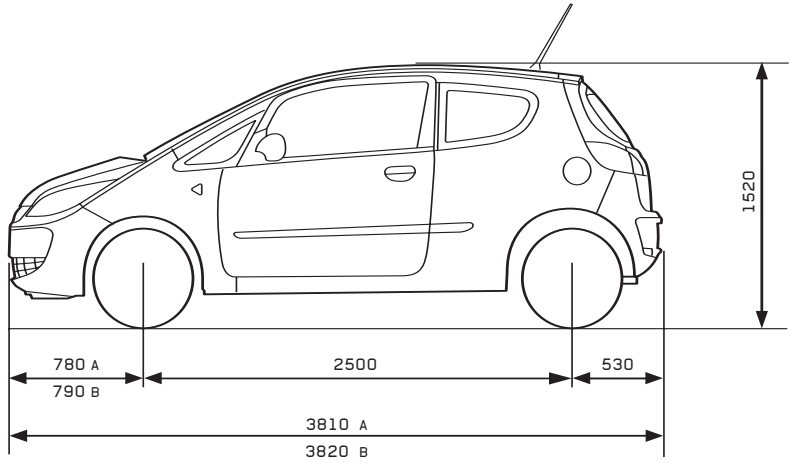
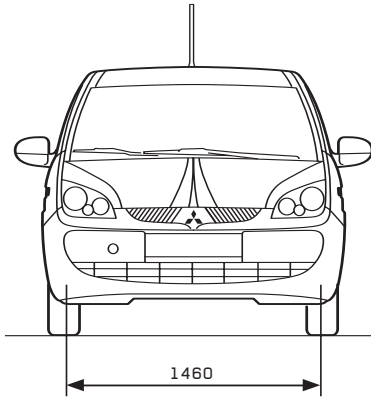
■ : Available - : Not available M: Metallic\* P: Pearlescent\* S: Solid

\*Metallic/Pearlescent paint finish available at additional cost.

Colours and trims reproduced on these pages may vary from the actual colours due to the limitations of the printing process used.

# DIMENSIONAL VIEWS

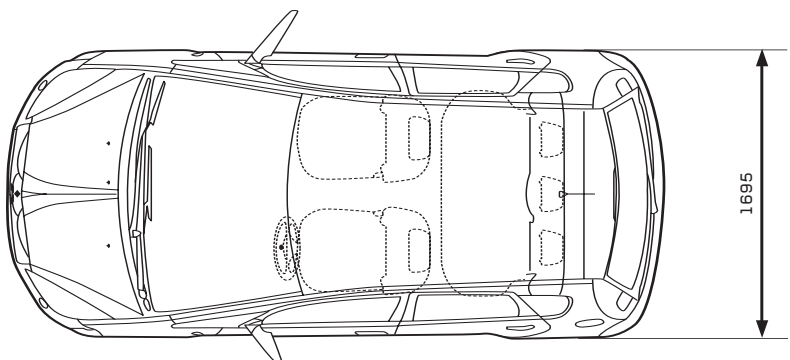
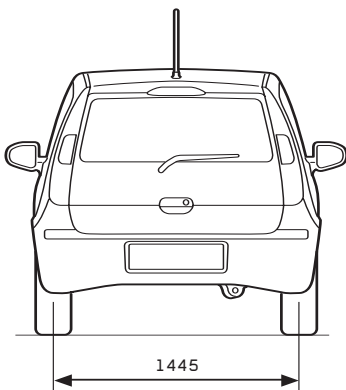
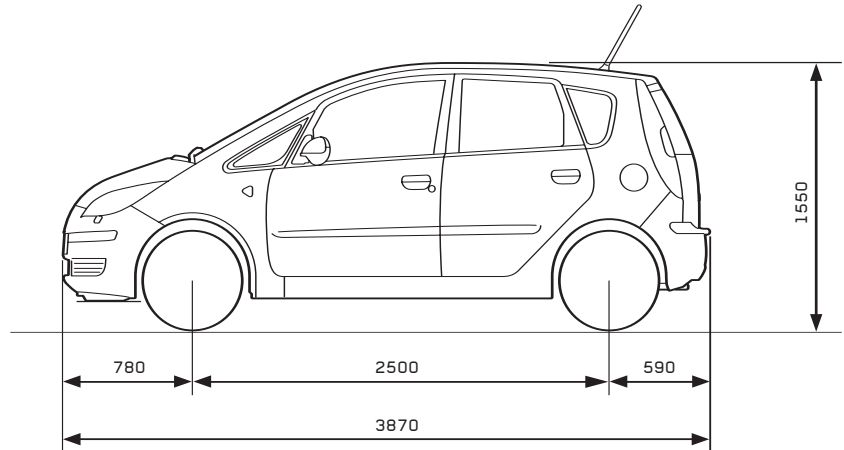
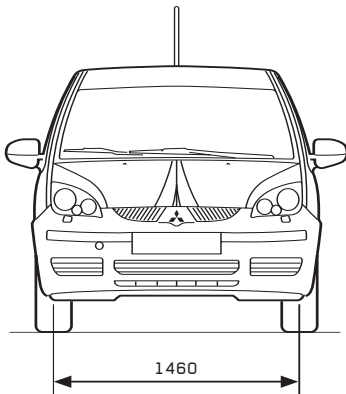
## COLT 3-DOOR



Measurements A Colt 3-Door  
Measurements B Colt CZT Turbo

All measurements in millimetres

## COLT 5-DOOR



All measurements in millimetres



## MITSUBISHI MOTORS RECYCLING

We all have a duty to protect the environment. After a long working life we will take back any Mitsubishi Motors vehicle originally sold by The Colt Car Company Ltd. and recycle it in an environmentally friendly manner in accordance with the EU Directive on End-of-Life Vehicles and any applicable national statutory provisions.

All Mitsubishi Motors vehicles sold by The Colt Car Company Ltd. on or after 1st July 2002 will be taken back free of charge from the last owner, at one of the designated take-back points, provided the vehicle contains all major components and is free of waste. From 1st January 2007, this applies to all Mitsubishi Motors vehicles sold by The Colt Car Company Ltd. irrespective of date of sale.

For further information please visit [www.cartakeback.com](http://www.cartakeback.com), email [info@cartakeback.com](mailto:info@cartakeback.com) or call the Cartakeback info-line on 0845 257 32 33.

Specifications and warranty conditions may vary for overseas markets. For personal export, NATO or diplomatic sales, please refer to the appropriate 'Export Department' as follows:  
U.K.: The Colt Car Company Ltd., Watermoor, Cirencester, Glos. GL7 1LF. Tel: 01285 655777.  
Germany: The Colt Car Company Ltd., P.O. Box 1244, 41374 Brüggen, Germany. Tel: 02163 7036.

The specification of the vehicles illustrated in this publication may not be applicable to the UK market, furthermore some vehicle illustrations may include accessory items which are not part of UK standard specification. However, every effort has been made to ensure that the written information was accurate, up-to-date and consistent with UK specification at the time of going to press. The right is reserved to change specification, features and prices without prior notice. To avoid any misunderstandings, your Mitsubishi Motors dealer will advise of any alterations made since the date of issue of this brochure. No part of this publication may be reproduced in any form or by any means, without the prior written permission of The Colt Car Company Limited.

Head Office: The Colt Car Company Ltd., Watermoor, Cirencester, Glos. GL7 1LF  
Tel: 01285 655777 Fax: 01285 658026 Website: [www.mitsubishi-cars.co.uk](http://www.mitsubishi-cars.co.uk)